

**ACTON-BOXBOROUGH REGIONAL SCHOOL DISTRICT
ACTON AND BOXBOROUGH, MASSACHUSETTS**



**PROPOSED BUDGET
Academic Year 2016-2017**

Spring 2016

ACTON-BOXBOROUGH REGIONAL SCHOOL DISTRICT

TABLE OF CONTENTS

Superintendent’s Budget Message..... 1
Proposed FY’17 Budget Summary by Character Code 2
Analysis of Assessments (Table 6) (2016-17)..... 3
History of Chapter 70 State Aid (FY’08-FY’17) 4
Budget Categories – FY’17 5
Personnel Breakdown – FY’17 6
Comparative Data, FY’15: Per Pupil Costs, Student Teacher Ratios, SATs..... 7
Total Expenditures – FY’15: Actual by Funding Source 8
Grant Awards - FY’15-FY’16 9
Students, Staff, Class Size – FY’15-FY’1710-11
School Highlights.....12-14

Superintendent of Schools

Dr. Glenn A. Brand

2015-2016 Acton-Boxborough Regional School Committee

- Kristina Rychlik, Chairperson
- Brigid O. Bieber, Vice Chair
- Paul Murphy, Vice Chair
- Diane Baum
- Mary Brolin
- Michael Coppolino
- Amy Krishnamurthy
- Maya Minkin
- Kathleen Neville
- Maria Neyland
- Deanne O’Sullivan

ACTON-BOXBOROUGH REGIONAL SCHOOL DISTRICT
FY'17 SUPERINTENDENT'S BUDGET MESSAGE

Dear Acton and Boxborough Community Members,

I am pleased to provide the citizens of our two towns with this proposed operating budget request for the 2016-17 school year. The proposed budget totals \$83,073,204 and represents an increase of 3.46% over the current fiscal year. This budget provides for the resources the district requires in order to support and maintain the exemplary educational programs associated with this wonderful school system.

Within the context of the current budget proposal, our greatest challenge in the district continues to center around our necessary efforts to provide capacity and resources to meet the rapidly increasing, and diverse needs of our students. The priorities within this budget plan address these areas. In addition, this budget includes a continual commitment to enhance the resources directed at our capital and infrastructure needs – something that I know many citizens have expressed both interest and concern in.

The preliminary budget presented to the School Committee in February represented a total of \$83,426,767, or a 3.90% increase over the FY'16 revised budget. This represented the total budget that the administration believed was required to meet our operational needs without a reduction in services. Upon the issuance of the State budget, and finalization of other estimates in the initial proposal, the administration adjusted the budget to refine applicable areas, which resulted in a reduction leading to a final FY'17 budget request of \$83,073,204 or an increase of 3.46% over FY'16.

The total budget increase of \$2,776,809, or 3.46%, in FY'17 is driven primarily by four areas, comprising 3.3% of the 3.46%:

- i) **Contractual Salary Increases:** Personnel costs are increasing \$1,452,330, or 2.9%, over FY'16, due to salary increases that allow us to retain our almost 1,000 full- and part-time employees.
- ii) **Commitment to Employee Benefits:** Fringe benefits, including OPEB, Middlesex Retirement, and health insurance contributions, are increasing \$562,706, or 4.7%, over FY'16.
- iii) **Increased Special Education Costs:** Special Education out-of-district tuitions and necessary transportation costs, net of Circuit Breaker reimbursement, are increasing \$311,614, or 4.58%.
- iv) **Utility & Infrastructure Costs:** Utility costs are rising \$194,634, or 12%, principally due to higher electric rates. Debt service and capital budget combined are increasing \$147,075, or 6.35%, reflective of current initiatives in capital planning and upkeep.

One of the important storylines of this proposed budget is that our total revenue sources continue to be flat when compared to our FY'16 budget. Examples of this include CH. 70 funding held at \$20 per pupil, a reduction of \$76,283 in Regional Transportation reimbursement and the scheduled decline in "regional bonus aid" of \$37,200. Consistent with the budget plan in the current fiscal year (FY'16), we have constructed the FY'17 budget with the use of \$200,000 of Excess & Deficiency funds.

As your Superintendent, I can assure you that this budget plan has been thoughtfully constructed and our budget lines have been thoroughly reviewed. I thank you for your support.

Yours in education,
Glenn A. Brand, Ed.D.
Superintendent of Schools

**Acton-Boxborough Regional School District
Proposed FY'17 Budget Summary by Character Code**

	FY'15 Actual Total Exp + Enc	FY'16 Revised Budget	FY'17 Recommended Budget 02/11/16	\$ Increase (Decrease) FY'16 to FY'17	% Increase (Decrease) FY'16 to FY'17
Salaries, Teaching - 01	31,837,610	32,879,652	33,992,708	1,113,056	3.39%
Salaries, Principals - 02	2,135,195	2,188,065	2,237,321	49,256	2.25%
Salaries, Central Administration - 03	1,135,797	1,136,219	1,195,267	59,048	5.20%
Salaries, Support Staff - 04	8,573,518	9,171,464	9,311,200	139,736	1.52%
Salaries, Athletics - 05	495,549	520,643	531,828	11,185	2.15%
Salaries, Buildings - 06	752,062	719,691	732,102	12,411	1.72%
Salaries, Custodial - 07	1,346,615	1,471,234	1,501,995	30,761	2.09%
Salaries, Home Instruction - 08	4,020	20,000	8,500	(11,500)	-57.50%
Salaries, Miscellaneous Pupil Services - 09	1,513,304	1,499,675	1,575,266	75,591	5.04%
Salaries, Subs Miscellaneous - 11	147,373	222,781	160,691	(62,090)	-27.87%
Salaries, Subs Instructional - 12	655,768	530,508	583,142	52,634	9.92%
Salaries, Overtime - 13	255,418	242,855	232,855	(10,000)	-4.12%
Stipends, Curriculum/Instruction - 14	113,557	173,758	166,000	(7,758)	-4.46%
Fringe, Course Reimbursement - 15	40,187	56,000	56,000	-	0.00%
Fringe, Health Insurance - 16	7,220,434	8,273,695	8,623,581	349,886	4.23%
Fringe, Health Insurance, Retiree - 17	780,816	924,241	968,996	44,755	4.84%
Fringe, Life/Disability Insurance - 18	47,225	38,000	40,900	2,900	7.63%
Fringe, Unemployment Insurance - 19	11,734	25,000	40,000	15,000	60.00%
Fringe, Workers Compensation - 20	272,937	348,412	295,000	(53,412)	-15.33%
Fringe, Middlesex County Ret. System - 21	1,756,208	1,961,424	2,086,065	124,641	6.35%
Fringe, Medicare - 22	732,090	846,064	825,000	(21,064)	-2.49%
Contributions, OPEB Trust Fund - 23	506,000	700,000	800,000	100,000	14.29%
Instruction Supplies - 24	990,955	1,136,075	1,048,492	(87,583)	-7.71%
Instruction Textbooks - 25	218,991	278,710	282,570	3,860	1.38%
Instructional, Library - 26	46,633	59,435	59,678	243	0.41%
Other, Capital Outlay - 27	710,570	381,459	530,059	148,600	38.96%
Other, Debt Service - 29	1,822,733	1,920,743	1,934,218	13,475	0.70%
Other, Property/Casualty - 30	102,627	106,369	110,700	4,331	4.07%
Other, Maint Buildings/Grounds - 31	695,109	717,860	734,745	16,885	2.35%
Other, Maintenance Equipment - 32	72,857	141,470	119,604	(21,866)	-15.46%
Other, Legal Service - 34	257,828	150,000	181,350	31,350	20.90%
Other, Admin Supplies - 35	836,575	829,761	914,051	84,290	10.16%
Other, Athletic Supplies - 36	138,972	53,666	57,446	3,780	7.04%
Other, Custodial Supplies - 37	124,700	157,984	157,984	-	0.00%
Other, Sped Transportation - 38	1,487,541	1,528,647	1,826,934	298,287	19.51%
Other, Student Transportation - 39	892,949	936,850	947,117	10,267	1.10%
Other, Travel, Conferences - 40	113,672	89,186	120,034	30,848	34.59%
Other, Sped Tuition - 41	5,208,139	5,269,951	5,283,278	13,327	0.25%
Other, Utilities - 42	1,391,388	1,630,499	1,825,133	194,634	11.94%
Other, Telephone - 43	83,733	124,645	110,045	(14,600)	-11.71%
Other, Sewer - 44	280,548	287,191	287,191	-	0.00%
Assessments - 48 *****	504,301	546,513	576,658	30,145	5.52%
Other, - 49	1,405	-	1,500	1,500	0.00%
GRAND TOTAL	\$76,315,642	\$80,296,395	\$83,073,204	\$2,776,809	3.46%

***** FY'15 & FY'16 Restatement - to reclasssify School Choice and Charter School Revenue offsets as expense, consistent with FY'17 presentation.

ACTON-BOXBOROUGH REGIONAL SCHOOL DISTRICT

Analysis of Assessments

School Year 2016-17

Voted by School Committee 2/11/16

	TOTAL BUDGET 2016-17	ACTON 84.80% 83.54%	BOXBOROUGH 15.20% 16.46%
EXPENDITURES			
OPERATING BUDGET	\$80,095,886	\$67,921,311	\$12,174,575
OPEB TRUST FUND CONTRIBUTION	\$800,000	\$678,400	\$121,600
LOWER FIELDS CONSTRUCTION DEBT SERVICE	\$90,418	\$80,056	\$10,362
CAPITAL OUTLAY - BUILDINGS	\$243,100	\$206,149	\$36,951
TOTAL INSIDE DEBT LIMIT	\$81,229,404	\$68,885,916	\$12,343,488
EXPENDITURES OUTSIDE DEBT LIMIT (PREVIOUSLY AUTHORIZED BY REGION:)			
CONSTRUCTION DEBT SERVICE (FOR JHS & SHS/AUTHORIZED OUTSIDE PROF	\$387,864	\$343,415	\$44,449
SH CONSTRUCTION/RENOVATION	\$1,455,936	\$1,289,086	\$166,850
TOTAL OUTSIDE DEBT LIMIT	\$1,843,800	\$1,632,501	\$211,299
GROSS EXPENDITURE BUDGET-PAID BY ABRSD	\$83,073,204	\$70,518,417	\$12,554,787
SHARE OF DEBT SERVICE ELEMENTARY SCHOOLS- PAID BY TOWNS	893,239	\$757,466	\$135,772
TOTAL REGIONAL DISTRICT EXPENDITURES	83,966,443	71,275,883	12,690,560
REVENUES & RESERVE USE			
CHAPTER 70 BASE AID	\$14,531,276	\$12,322,522	\$2,208,754
CHARTER SCHOOL AID	\$27,683	\$23,475	\$4,208
REGIONAL SCHOOL TRANSPORTATION	\$1,190,000	\$1,009,120	\$180,880
REGIONAL BONUS AID	\$74,000	\$62,752	\$11,248
TRANSFER FROM RESERVES (Excess & Deficiency)	\$200,000	\$169,600	\$30,400
TOTAL REVENUES AND RESERVE USE	\$16,022,959	\$13,587,469	\$2,435,490
TOWN ASSESSMENTS- BEFORE APPENDIX A & IMA	\$67,943,484	\$57,688,414	\$10,255,070

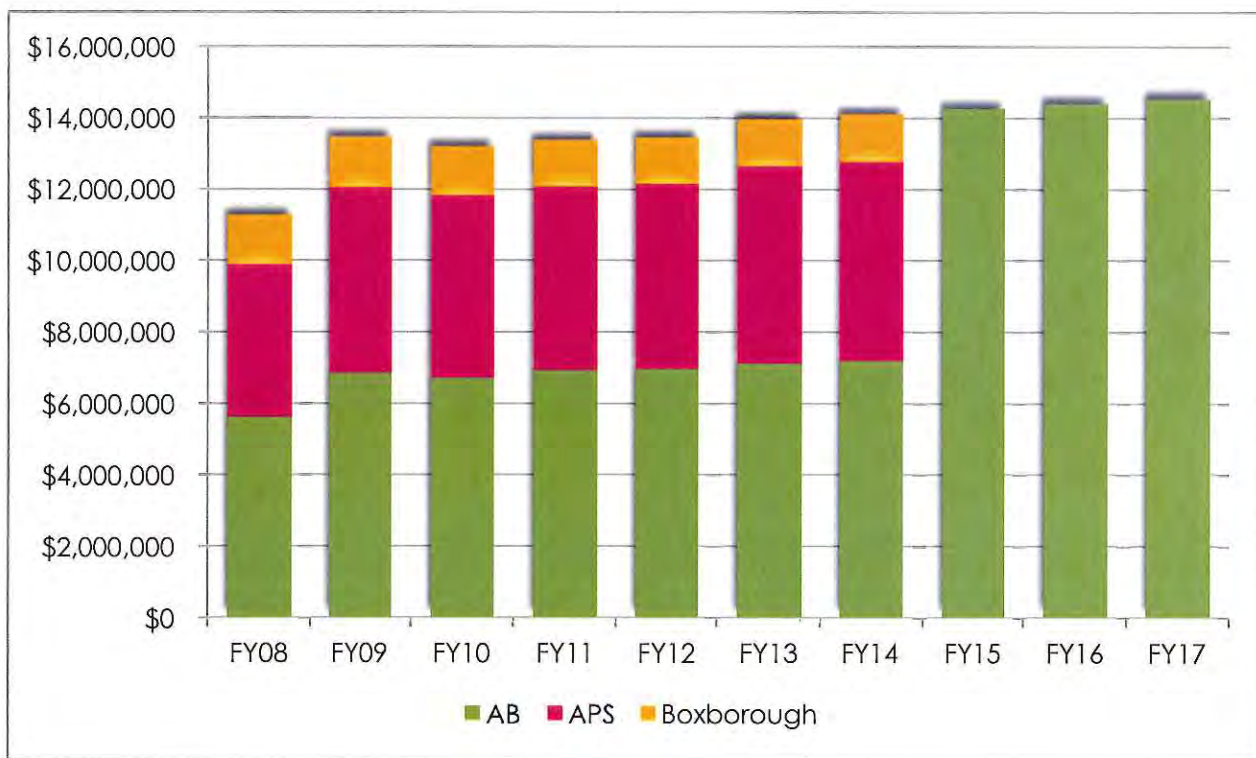
Calculation of Final Assessments Per Appendix A to Regional Agreement - FY'17

Description	TOTAL	ACTON	BOXBOROUGH
Projected Total Benefit Amount	\$1,873,119		
Base Budgets	\$66,364,972	\$55,056,859	\$11,308,113
Benefit Percentage Shares		90.0%	10.0%
Share of Benefits	\$1,873,119	\$1,685,807	\$187,312
Reduce Base Budgets By Benefit Shares	\$64,491,853	\$53,371,052	\$11,120,801
Recalculated Assessment Percentages Based On Benefit Shares Applied To Base Budget	100.00%	82.76%	17.24%
Input Table 6 Result From FY17 Actual Budget (includes elementary debt paid by towns)	\$67,943,484	\$57,688,414	\$10,255,070
Assessment Percentages With Actual Budget		84.91%	15.09%
Shift In Percentage Shares		2.15%	-2.15%
Final Assessment AT FIXED ASSESSMENT % PER APPENDIX A	\$67,943,484	\$56,227,493	\$11,715,991
LESS DEBT PAID DIRECT BY TOWN- PER IMA Section 6	(893,239)	(680,396)	(212,843)
Amount due from each town	\$67,050,245	\$55,547,097	\$11,503,148

FY16 Voted Assessments	\$64,291,249	\$53,171,009	\$11,120,240
increase	2,758,996	2,376,088	382,908
%	4.3%	4.5%	3.4%

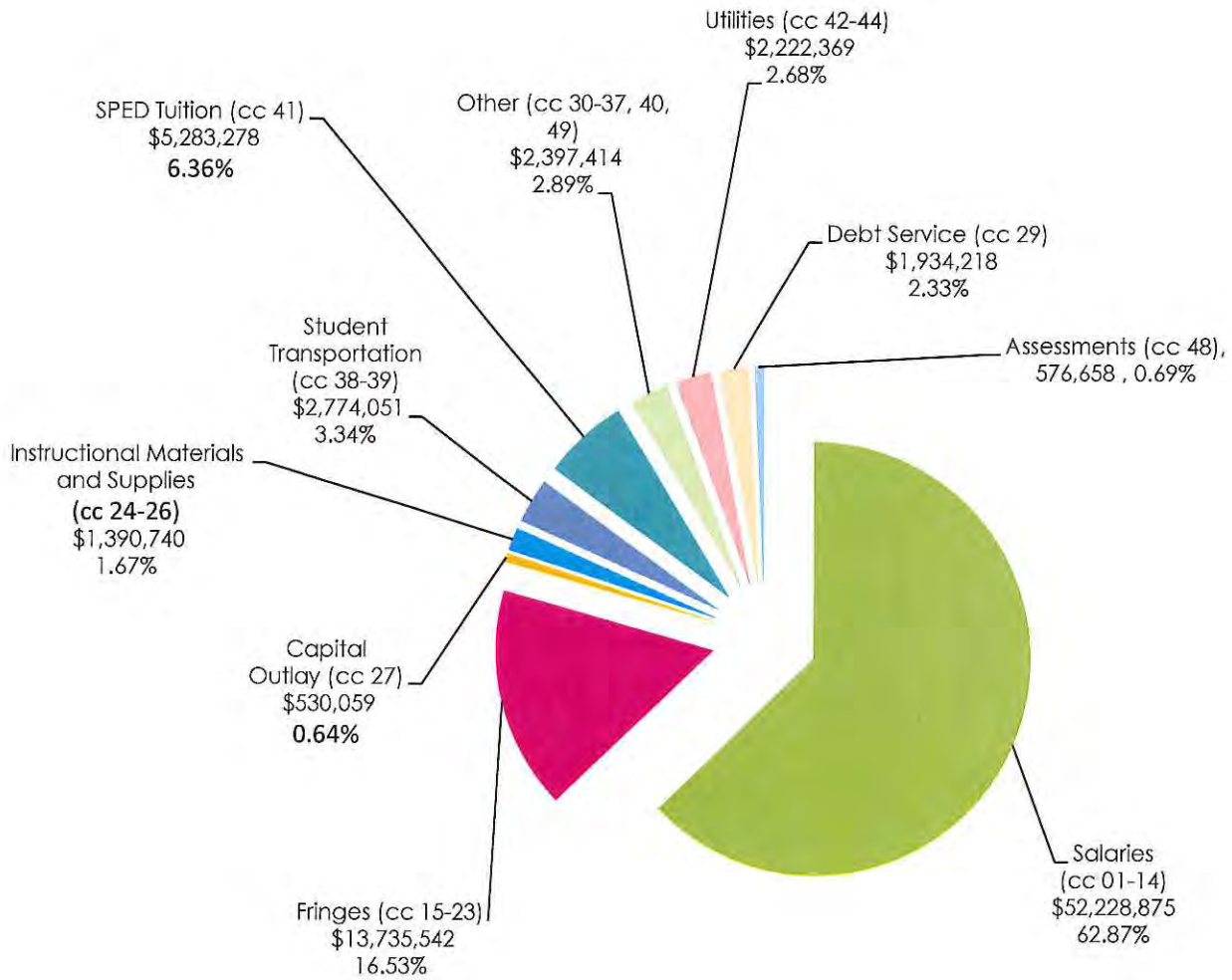
FY'17 Shift: (\$1,460,921)

History of Chapter 70 State Aid FY'08 - FY'17



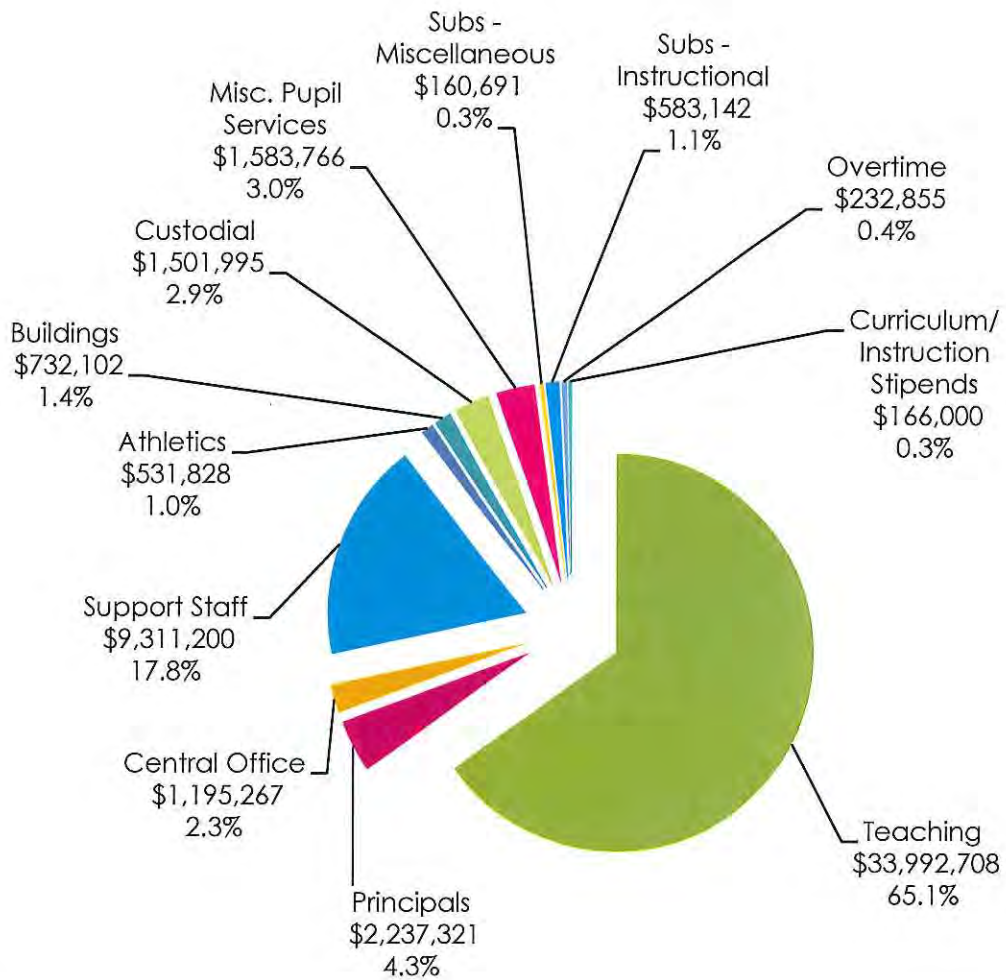
	FY08	FY09	FY10	FY11	FY12	FY13	FY14	FY15	FY16	FY17
AB	\$5,625,428	\$6,852,830	\$6,715,773	\$6,931,919	\$6,969,133	\$7,124,122	\$7,198,422	\$14,254,476	\$14,393,376	\$14,531,276
APS	\$4,283,795	\$5,228,141	\$5,123,578	\$5,160,527	\$5,188,231	\$5,537,500	\$5,596,025	\$0	\$0	\$0
Boxborough	\$1,370,363	\$1,394,863	\$1,366,966	\$1,287,108	\$1,294,018	\$1,310,578	\$1,320,503	\$0	\$0	\$0

Acton-Boxborough Regional School District Budget Categories - FY '17



Total Budget: \$83,073,204

Acton-Boxborough Regional School District Personnel Breakdown - FY'17

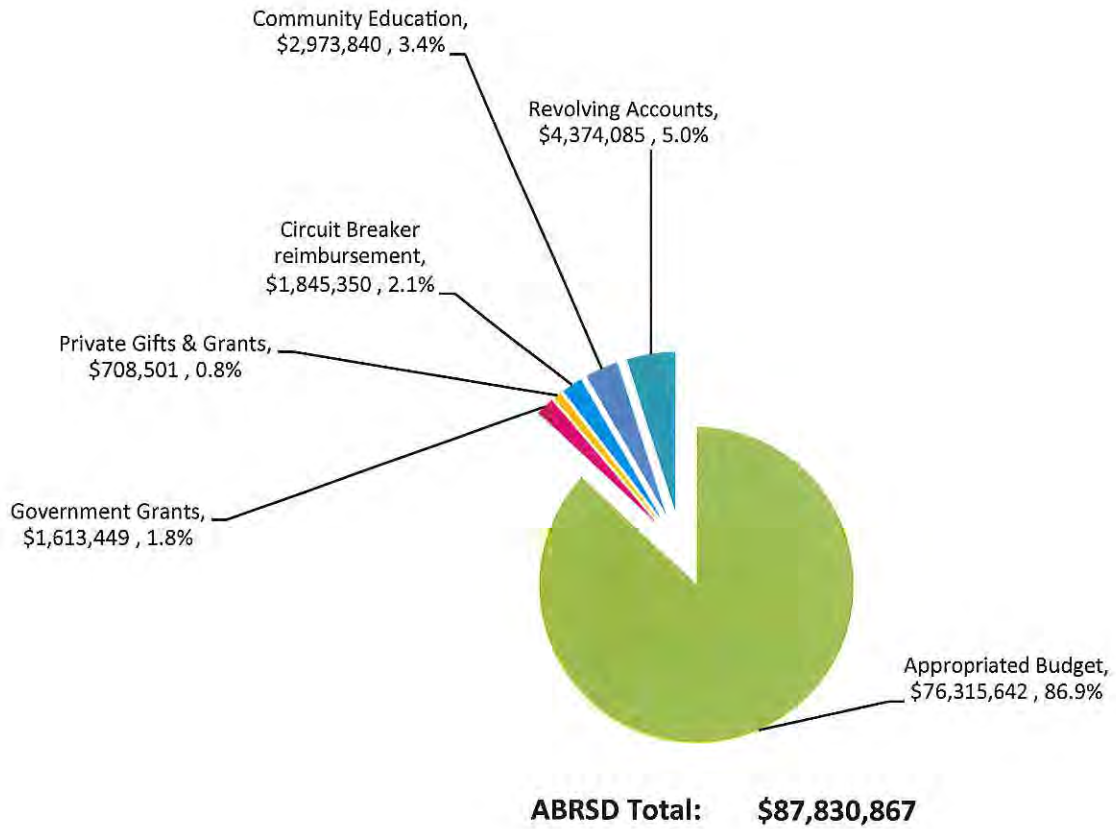


Comparative Data 2014-2015
Sorted by Per Pupil Expenditure Highest to Lowest
 As reported by the Massachusetts Department of Education
 Rankings are out of 312 School Districts

State Ranking Per Pupil Costs	District	Enrollment	Per Pupil Costs	Student- Teacher Ratio	SAT Combined
#14	Weston	2270	\$22,768	11.5	1829
#22	Concord-Carlisle	1306	\$20,760	13.4	1751
#50	Lincoln-Sudbury	1640	\$18,572	13.1	1795
#53	Wellesley	5094	\$18,289	13.4	1818
#63	Dedham	2835	\$17,780	12	1473
#69	Concord	2140	\$17,517	13.1	
#96	Needham	5626	\$15,900	14.5	1764
#101	Harvard	1200	\$15,799	12.9	1778
#109	Wilmington	3511	\$15,502	12.7	1559
	State Average		\$14,919	13.3	
#141	Sudbury	2901	\$14,797	13.6	
#165	Nashoba	3606	\$14,264	14	1680
#177	Milton	4066	\$14,116	14	1582
#185	Acton-Boxborough	5790	\$14,016	15.6	1854
#213	Marblehead	3432	\$13,678	12.6	1702
#254	Westford	5168	\$13,118	14.3	1746
#256	Belmont	4316	\$13,029	17.2	1788
#263	Winchester	4559	\$12,801	13.5	1789
#280	Reading	4376	\$12,520	14.1	1662
#288	Hingham	4325	\$12,368	15.1	1596
#305	Wachusett	7545	\$11,537	16.1	1716
	Average of comparative districts		\$15,457	13.8	1544

Total Expenditures - FY'15 Actual

Acton Boxborough
Regional School District



The above chart represents total expenditures from appropriated and non-appropriated sources from the last complete fiscal year for ABRSD

**Acton-Boxborough Regional Schools
Grant Awards - FY'15 - FY'16**

Grant #	ABRSD Grant Description	FY'15 Award Amount	FY'16 Award Amount
140	Title II Part A Teacher Quality	\$61,914	\$61,543
180	Title III	\$31,143	\$35,081
240	SPED Entitlement IDEA	\$1,201,508	\$1,187,481
262	Early Childhood/SPED	\$24,005	\$31,011
274	SPED Program Improvement	\$45,904	\$44,528
298	Early Childhood SPED Program Improvement	\$8,000	\$3,000
305	Title I	\$168,702	\$152,240
632	Academic Support	\$4,488	\$5,400
	Essential School Health Services	<u>\$69,700</u>	<u>\$69,700</u>
	Total	\$1,615,364	\$1,589,984

Funding Period: September - August

**Acton-Boxborough Regional School District
Students, Staff, Class Size**

FY'15 - FY'17

<u>Grade</u>	<u>Number of Students</u>		<u>Projected</u>
	<u>2014-15</u>	<u>2015-16</u>	<u>2016-17</u>
Preschool	59	56	55
K	320	299	286
1	347	357	323
2	367	372	368
3	395	393	390
4	440	405	399
5	440	443	410
6	436	453	453
O.D.SPED K-6	<u>28</u>	<u>25</u>	<u>22</u>
Total	2832	2803	2706
"School Choice"/tuition students included >	51	50	48
7	428	445	458
8	479	443	455
O.D.SPED 7-8	<u>17</u>	<u>10</u>	<u>16</u>
Totals	924	898	929
"School Choice"/tuition students included >	12	11	8
9	457	489	440
10	479	457	493
11	486	483	461
12	483	480	476
O.D.SPED 9-12	<u>50</u>	<u>56</u>	<u>58</u>
Totals	1955	1965	1928
"School Choice"/tuition students included >	32	32	31
	5711	5666	5563

**Acton-Boxborough Regional School District
Students, Staff, Class Size (Continued)**

Number of Certified Staff

<u>Grade</u>	<u>2014-15</u>	<u>2015-16</u>	<u>Projected 2016-17</u>
PreK-6	216.46	216.82	221.32
JH	73.80	74.80	77.00
HS	152.75	153.75	155.95
System Wide	<u>8.00</u>	<u>8.00</u>	<u>8.00</u>
Totals	451.01	453.37	462.27
<i>Funded by "school choice" included</i>	<i>4.8 FTE</i>	<i>5 FTE</i>	<i>4 FTE</i>

Number of Non-Certified Staff

<u>Grade</u>	<u>2014-15</u>	<u>2015-16</u>	<u>Projected 2016-17</u>
PreK-6	139.92	145.71	146.13
JH	22.26	21.46	22.50
HS	42.30	42.40	39.44
System Wide	<u>79.05</u>	<u>78.86</u>	<u>78.86</u>
	283.53	288.43	286.93

Class Size Information*

Class Size Average	<u>2015-16</u>
Elementary	22.5
JH	20.97
HS	21.23

Class Size Range	
Elementary	17 to 25
JH	13 to 31
HS	2 to 47

Number of Classes Below 20/Above 25	
Elementary	14/0
JH	46/9
HS	144/83

* Class size information for 2016-17 can only be determined once students are assigned

School Highlights

Blanchard

- PTF provided a classroom set of snowshoes for explorations utilizing Blanchard's open space.
- 15 Blanchard students had artwork exhibited in four separate art regional and local shows.
- The Blanchard Concert Band earned a gold medal, The Blanchard Brass Ensemble earned a gold medal and The Blanchard Woodwind Ensemble earned a silver medal at the MICCA Festival.
- Early Childhood students enjoyed mindful moments in our Outdoor Classroom, walking to the peace garden, doing yoga on the bridge and sketching the maple tree as guided by Harvard University's Project Zero thinking routine.
- Kindergarten is exploring a variety of hands-on experiences, including nature walks and sketches of campus, in-house science investigations, and bubbles with the Acton Discovery Museum.
- Grade 1 traced shadows in chalk early on Groundhog's Day and observed changes in the earth's rotation around the sun.
- Grade 2 made instruments to participate in a sound convention.
- Grade 2 and 3 classes tapped sugar maples to collect the sap, which will be cooked into syrup.
- Grade 4 is using their dedicated Chromebooks to integrate technology across the curriculum.
- Grade 5 students have departed on a three-day field trip to Cape Cod where, for nearly 40 years, students have experienced the priceless benefit of hands-on learning covering all content areas.
- Grade 6 students created 'Stand Up For' projects where they researched different causes and attempted to persuade the attendees that their project was the one that should be supported.
- Students have been utilizing the Maker Space to create green screen videos about Washington D.C. monuments and geologic wonders.
- The Extended Day students made place mats and centerpieces for the Boxborough Council on Aging Holiday Luncheon in December.

Conant

- Community service projects included valentines for the elderly, a food drive for Acton Community Supper, school supplies for India collection, toy drive for Toys for Tots, and new socks for homeless shelters.
- Visiting Author Melissa Stewart presented to grades K-6.
- All students participated in the Tufts/WGBH Buddy Project.
- The PTO brought in several enrichment activities and held many family events for the entire school.
- Many grades presented curriculum-related plays to parents and friends.
- Sixth graders attended Sargent Camp, an outdoor adventure/learning experience.
- Nature Walks (including Indoor Nature Walks due to the severe winter) continued for all grades.
- The Annual Craft Fair was a great success.

Douglas

The Douglas School is in its second year of "Exhibitionary Learning."

- Kindergartners produced "Emotion" portraits.
- 1st graders produced math games and books about the Douglas Values. They also explored maps through student-produced games.
- 2nd graders produced Reader's Theater plays, fairy tale challenges and studies of habitats.
- 3rd graders are exploring materials and solved a variety of engineering challenges.
- 4th graders explored transformations, climate change, and the world through children's eyes.
- 5th graders published books on Amazon about colonial America.
- 6th graders performed *101 Dalmations* and *The Wizard of Oz*. They also explored what it meant to be an ancient Egyptian and recreated ancient Egypt in their classrooms.
- The entire community is working to empower girls in Tanzania by raising funds to build a school.

Gates

- Gates School Super Hero theme: Super you! Super me! Super heroes we all can be!
- Winter chorus, band concerts, and a Seasonal Sing-a-Long
- Gates Green Team has been learning about z waves and using sensors to conserve energy at school.
- Kindergarteners enjoy the Medieval Feast.
- Read Across America celebrates March Madness with books!
- PTO-sponsored events: Fall Family Social, Dances of the World, Ice Cream Social, Nature Walks, and Activity Day
- Gates Talent Show, a winter tradition
- Celebrate the Arts Night! Over 2,000 pieces of student artwork are on display, along with an instrument museum and chorus performance.

McCarthy-Towne

- A Project School of Teachers College, Columbia University
- T.C.M. - Together C.A.S.E. and McCarthy-Towne: McCarthy-Towne 6th grade students volunteer to work with children in the C.A.S.E. classes.
- Musical performances include: December - 4th Grade Recorder and 5th and 6th Grade Choral Concert; February - District Pan-Choral Concert; June - 4th, 5th, and 6th Grade Choral Concert.
- Festival of Sharing: Classes share poetry, songs, plays with other classes.
- Community Service projects include: Trick-or-Treat for UNICEF; Spoons Project for Project Bread; Acton Food Pantry Food Drive; "Stink Week" for Decibels Foundation; Valentines for Veterans.
- PTO events include: Fall Social and Book Fair; Cultural and Performing Arts presentations; Parent Information Forums on Responsive Classroom and Art Integration; LipSync Concert; Spring Family Field Day.

Merriam

- Student-led conferences were held in all grades.
- Sixth annual Staff/PTO basketball game was a huge success.
- Annual Literacy Week Celebration included "Storybook Character Dress-up Day" and a family literacy evening.
- "Working in Groups" was the topic for our Theme Day. Guest firefighting teams came to speak with our students.
- Sixth graders performed portions of their musical on Kindergarten Night.
- Consultants Kathy Collins (Reading) and Steven Levy (Project-based Learning) did wonderful work with our faculty.

R. J. Grey Junior High

- We have restructured our 7th and 8th grade Exploratory program to include Digital Literacy. This will benefit our students by providing them with some sustained exposure to the different digital platforms that are becoming more common and central to their personal and academic lives.
- New student clubs include *Fit Club*, *Iron Chef Cooking Club*, and *Volleyball*.
- We will be introducing girls' volleyball as a new interscholastic sport.
- Our theater program included a fall presentation of the musical, *Bye Bye Birdie*.
- Dr. Kirsty Kerin, sleep researcher and expert in the science of sleep, spoke to the students and staff about the science of sleep, and its connection to our overall health and wellness.
- Dr. Abigail Baird spoke to the community as well as the JH and HS staff on *Understanding the Adolescent Brain*.
- Approximately 100 Junior High students will be traveling to Washington D.C. over April vacation. They will be participating in the Close Up Foundation's Washington Middle School Program.

- “Everyday Leader” student recognition continues with lunches with Principal Shen for 7th and 8th graders selected by staff.
- “Poetry Fridays” program continues with a bi-monthly poetry reading during morning announcements by students and staff.

Acton Boxborough Regional High School

- The 16th annual Community Service Awards Night was held on January 13, 2016 and 705 students were recognized for volunteering a total of 71,500 hours during 2015.
- Seventeen seniors were named semifinalists in the National Merit Scholarship Program; 18 became finalists and Sixty-seven other students were named Commended Students.
- As part of the Career Education Program, 40 students completed job-shadowing experiences and 130 seniors have applied for the Senior Internship program.
- A-B’s Quiz Bowl Team qualified for WGBH’s High School Quiz Show. The Team earned spots in the 2016 Partnership for Academic Competition Excellence (PACE) National Tournament in Chicago, Illinois and the 2016 National Academic Quiz Tournament (NAQT) in Dallas, Texas.
- Four students received Gold Keys in the annual Boston Globe Scholastics Art Awards competition. Portfolio art students participated in the annual Creeley Foundation Broadside Project. Visual Arts students took part in the following exhibits: “Elections” at the Acton Library; the Youth Art Month Shows at the Worcester Art Museum and at the State Transportation Building, Boston; “Places” at the Sargent Memorial Library, Boxborough; “Students Make Their Mark” at the Acton Senior Center.
- The Performing Arts Department held a number of successful performances. The Band will be traveling to Washington DC to march in the 104th Cherry Blossom Festival Parade on April 16th. The choral program held a district wide chorus concert for elementary through high school choruses. Over 500 students participated! We had 9 student musicians accepted to the MMEA Eastern District Music Festival; 3 of these students were also accepted to the MMEA All-State Music Festival.
- Proscenium Circus debuted its new season with the fall musical, *Into the Woods*, The musical was followed by the play, *The Man Who Came to Dinner*, and PC partnered with Spotlight Playhouse to create a two-story set. Over 120 students participated in the 24-Hour Play Festival, where students wrote, produced, and performed original shows in 24 hours. PC took 90 students to the METG competition, where we debuted the world premiere of Don Zolidis’s “Monster” and, for the first time, PC entered the International Thespian Society festival. In addition to the one act, 35 students participated in the individual events at ITS. The PC season will finish with the spring play, “The Foreigner.”
- In October, ABRHS’ Spanish students welcomed a group of students from the Zaragoza, Spain. The group attended classes at AB, toured Boston and other areas of interest, and was generously hosted by their AB exchange students and their families. The AB students involved look forward to visiting the Spanish students in April. In January, students in the Mandarin classes shared Chinese New Year celebrations with the ABRHS community, and this March all World Language classes will host a World Languages Week full of activities.
- The Acton-Boxborough Rotary Club and the ABRHS National Honor Society hosted a Veterans Day Breakfast for close to three hundred local veterans and their families, raising close to \$3,000. In addition, NHS students processed donations of fifty bicycles to be sent overseas through the Bikes Not Bombs program.
- The AB Speech and Debate Team will compete at over 20 local and national level tournaments this school year, in over sixteen different events. We are members of the National Speech and Debate Association’s 100 Club (top 10% of member schools) for the second year in a row. Twelve students have qualified and will travel to National Championships this May and June in Interpretation, Congressional Debate, World Schools Debate, Lincoln Douglas Debate and Policy Debate.

Central Administration

Dr. Glenn A. Brand, Superintendent
Marie Altieri, Deputy Superintendent
Deborah Bookis, Assistant Superintendent for Teaching and Learning
Erin Bettez, Director of Community Education
Dr. Marilyn Bisbicos, Interim Director of Student Services
Amy Bisiewicz, Director of Educational Technology
J.D. Head, Director of Facilities and Transportation
Clare Jeannotte, Director of Finance

School Administration

Dr. JoAnn Campbell, Principal, AB Regional High School
Andrew Shen, Principal, R.J. Grey Junior High School
Dana F. Labb, Principal, Blanchard School
Damian J. Sugrue, Principal, Conant School
Dr. Christopher Whitbeck, Principal, Douglas School
Lynne Newman, Principal, Gates School
David Krane, Principal, McCarthy-Towne School
Edward Kaufman, Principal, Merriam School

NOTICE OF NONDISCRIMINATION

The Acton-Boxborough Regional School District does not discriminate on the basis of race, color, sex, sexual orientation, gender identity, religion, disability, age, active military/veteran status, ancestry, or national or ethnic origin in the administration of its educational policies, employment policies, and other administered programs and activities. In addition, students who are homeless or of limited English-speaking ability are protected from discrimination in accessing the course of study and other opportunities available through the schools.

Any person having inquiries or complaints concerning the Acton-Boxborough Regional School District's compliance with Title VI, Title IX, Section 504, ADA or MGL ch. 76, sec.5 is directed to contact the Director of Pupil Services, Administration Building, 15 Charter Road, Acton, MA, telephone number 978-264-4700, x3265, who has been designated by the Acton-Boxborough Regional School District to coordinate the District's efforts to comply with these laws, or write to the Office for Civil Rights, J. F. Kennedy Federal Building, Room 1875, Boston, MA 02203, or the Massachusetts Department of Elementary and Secondary Education, Office of Program Quality Assurance Services, 75 Pleasant Street, Malden, MA 02148.

**Acton-Boxborough
Regional School District**



Our Mission

To prepare all students to attain their full potential as life-long learners, critical thinkers, and productive citizens of our diverse community and global society

As A Community, We Value:

- ✓ **An environment that promotes social development and emotional and physical well-being for the entire school community.**
- ✓ **An excellent academic program that prepares all students to achieve their individual potential.**
- ✓ **Diverse extracurricular opportunities accessible to all students that provide for student growth.**
- ✓ **A community that welcomes and respects the differences among us.**
- ✓ **Literacy, communication and technology skills for life-long learning.**
- ✓ **Educational policy and resource decisions informed by research and evidence.**